

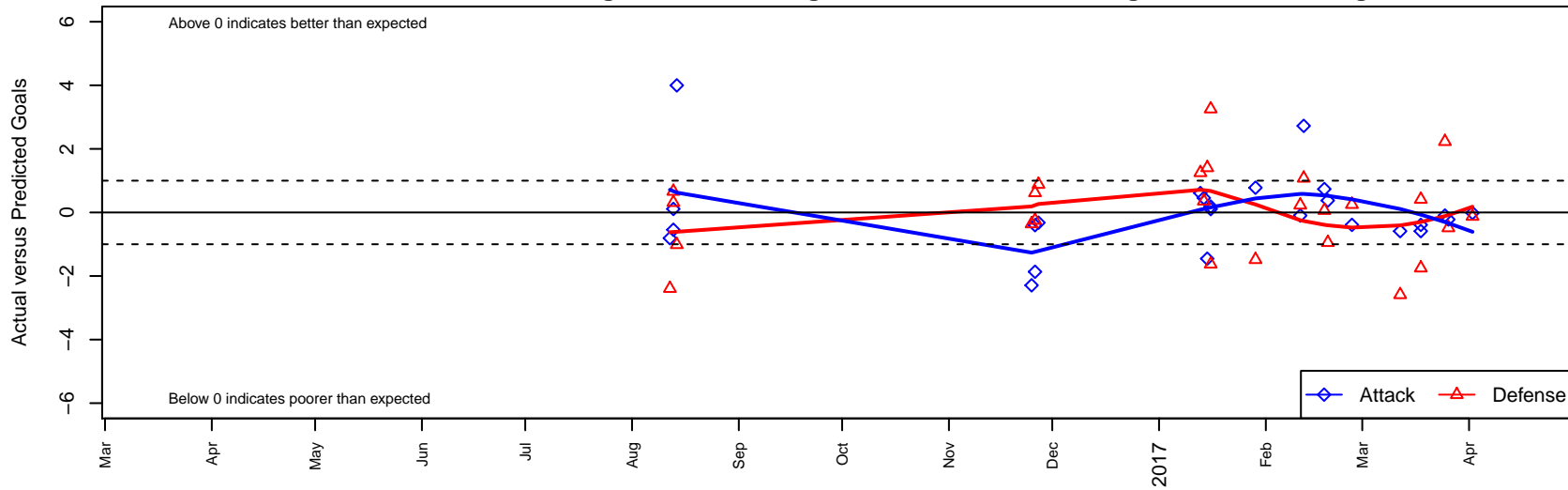
Cascade FC Green G00

Cascade FC
 Snoqualmie, WA
 G00 total strength=1503
 attack=13.18 defense=9.9
 spr league = Win PSPL WSPL 2 (00) U17

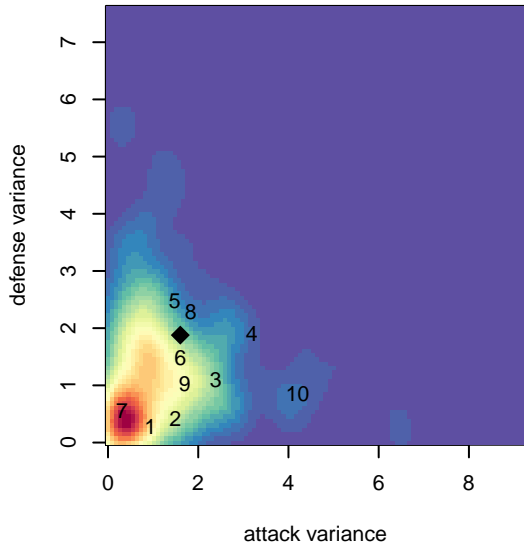
alt names used:
 CASCADE FC G00 GREEN (WA)
 Cascade FC G00
 Cascade FC G00
 Cascade FC G00 Green
 CASCADE FC G00

Venues played:
 2016 Bend Premier Cup Thorns Super Group (
 2016 AstroTurf Showcase GU17 AB
 2016 PacNW Winter Classic Premier II U17
 2016 Win PSPL WSPL 2 (00) U17
 2016 WA Cup Gold Division

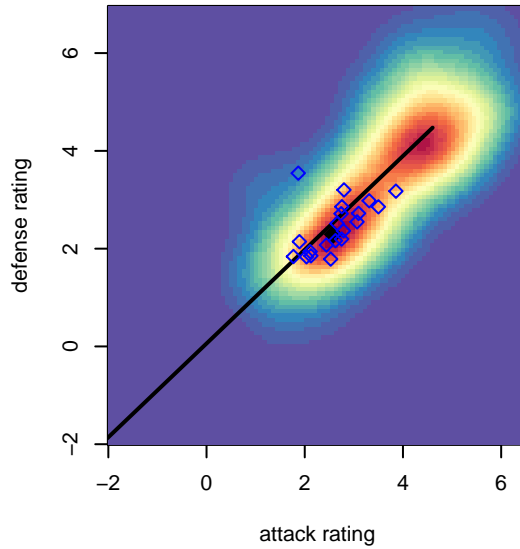
Cascade FC Green G00
 Dots are actual minus expected GF (blue circles) and GA (red triangles).
 Blue line is smoothed change in attack strength. Red is smoothed change in defense strength.



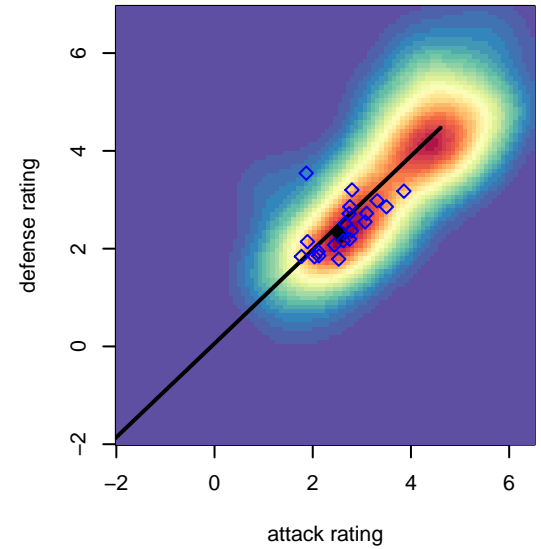
**attack and defense variance (black dot)
relative to other teams
and top 10 in region**



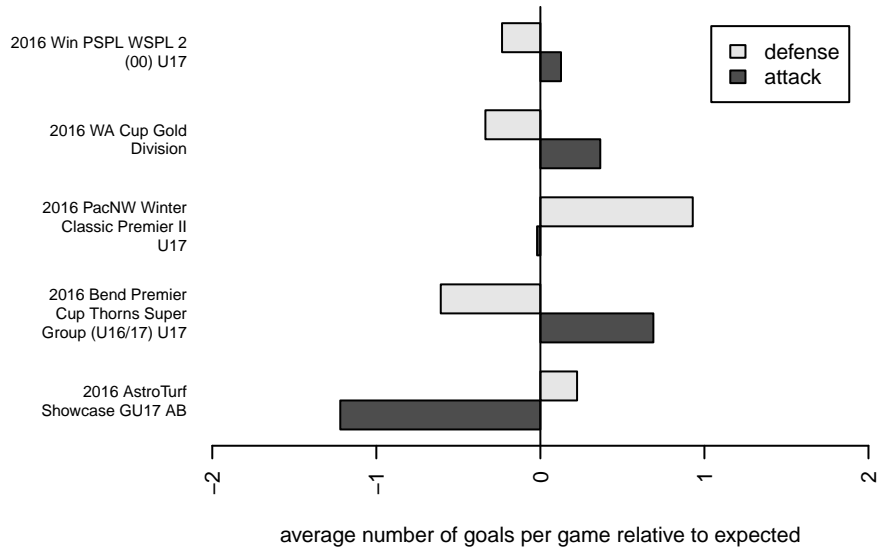
**attack and defense rating
relative to others at age
and all opponents in last 13 months**



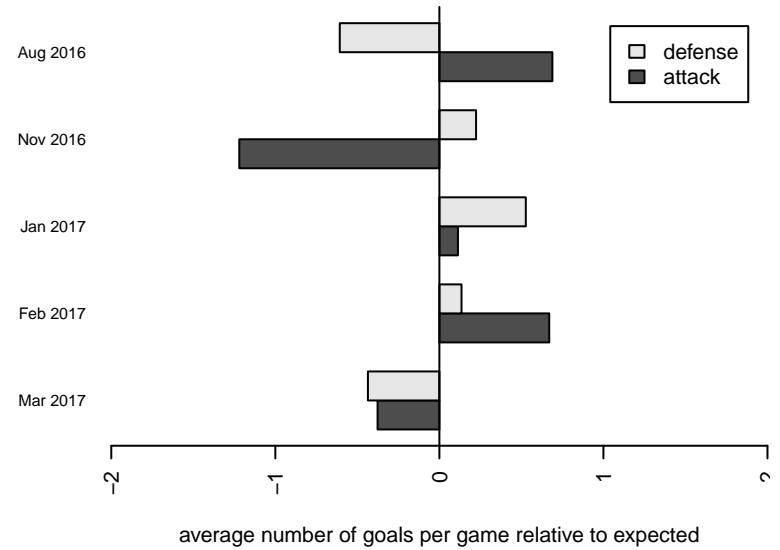
**attack and defense rating
relative to others at age
and all opponents in last 13 months**



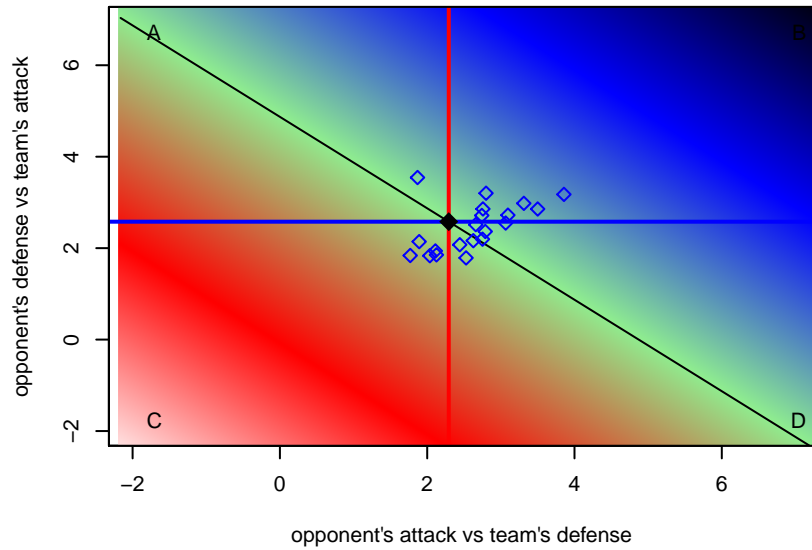
Performance relative to 13 month average



Performance relative to 13 month average



Distribution of opponents
 Red = Lose zone, Blue = Win zone, Green = Even
 Black line separates win/lose zones



lot. A=Neither has attack advantage, B=Opponent has both attack and defense advantage, C=Opponent has both attack and defense disadvantage, D=Both have

date	home		away		venue	pred.home	pred.away
2017-04-02	North Idaho Inferno G00	1	Cascade FC Green G00	2	2016 WA Cup Gold Division	0.88	2.02
2017-03-26	LWPFC White Piranhas G00	2	Cascade FC Green G00	1	2016 Win PSPL WSPL 2 (00) U17	1.52	1.22
2017-03-25	Sting SC Timbers G00	0	Cascade FC Green G00	1	2016 Win PSPL WSPL 2 (00) U17	2.23	1.10
2017-03-18	Cascade FC Green G00	1	TC United Navy G00	3	2016 Win PSPL WSPL 2 (00) U17	1.39	1.25
2017-03-18	Cascade FC Green G00	0	Cheney Storm FC G00	1	2016 Win PSPL WSPL 2 (00) U17	0.59	1.41
2017-03-12	Cheney Storm FC G00	4	Cascade FC Green G00	0	2016 Win PSPL WSPL 2 (00) U17	1.41	0.59
2017-02-26	TC United Navy G00	1	Cascade FC Green G00	1	2016 Win PSPL WSPL 2 (00) U17	1.25	1.39
2017-02-19	Cascade FC Green G00	1	FPSC Fury Black G00	4	2016 WA Cup Gold Division	0.62	3.05
2017-02-18	Spokane Foxes Premier G00	2	Cascade FC Green G00	2	2016 WA Cup Gold Division	2.06	1.26
2017-02-12	Cascade FC Green G00	5	Breakers Black Wilson G00	0	2016 Win PSPL WSPL 2 (00) U17	2.28	1.08
2017-02-11	Cascade FC Green G00	1	Sting SC Timbers G00	2	2016 Win PSPL WSPL 2 (00) U17	1.10	2.23
2017-01-29	Cascade FC Green G00	2	LWPFC White Piranhas G00	3	2016 Win PSPL WSPL 2 (00) U17	1.22	1.52
2017-01-16	Cascade FC Green G00	1	Spokane Sounders B G00	0	2016 PacNW Winter Classic Premier II U17	0.89	3.26
2017-01-16	Cascade FC Green G00	1	WA Rush Nero G00	3	2016 PacNW Winter Classic Premier II U17	0.82	1.37
2017-01-15	Cascade FC Green G00	0	SGESC Fusion Navy G00	0	2016 PacNW Winter Classic Premier II U17	1.45	1.41
2017-01-14	Cascade FC Green G00	2	PacNW White G00	1	2016 PacNW Winter Classic Premier II U17	1.55	1.36
2017-01-13	TC United Navy G00	0	Cascade FC Green G00	2	2016 PacNW Winter Classic Premier II U17	1.25	1.39
2016-11-27	FPSC Fury White G00	0	Cascade FC Green G00	2	2016 AstroTurf Showcase GU17 AB	0.88	2.32
2016-11-26	Cascade FC Green G00	0	Whitecaps Kootenays Academy G00	0	2016 AstroTurf Showcase GU17 AB	0.40	0.62
2016-11-26	Breakers Puzio G00	1	Cascade FC Green G00	0	2016 AstroTurf Showcase GU17 AB	0.75	1.87
2016-11-25	Cascade FC Green G00	0	GS Surf C G00	1	2016 AstroTurf Showcase GU17 AB	2.29	0.64
2016-08-14	Eastside Timbers Red G01	2	Cascade FC Green G00	6	2016 Bend Premier Cup Thorns Super Group	0.99	2.00
2016-08-13	ASE Emerald G01	4	Cascade FC Green G00	0	2016 Bend Premier Cup Thorns Super Group	4.66	0.54
2016-08-13	Cascade FC Green G00	1	Eastside FC White G00	2	2016 Bend Premier Cup Thorns Super Group	0.89	2.31
2016-08-12	Bend FC Timbers Red G01	4	Cascade FC Green G00	0	2016 Bend Premier Cup Thorns Super Group	1.61	0.81